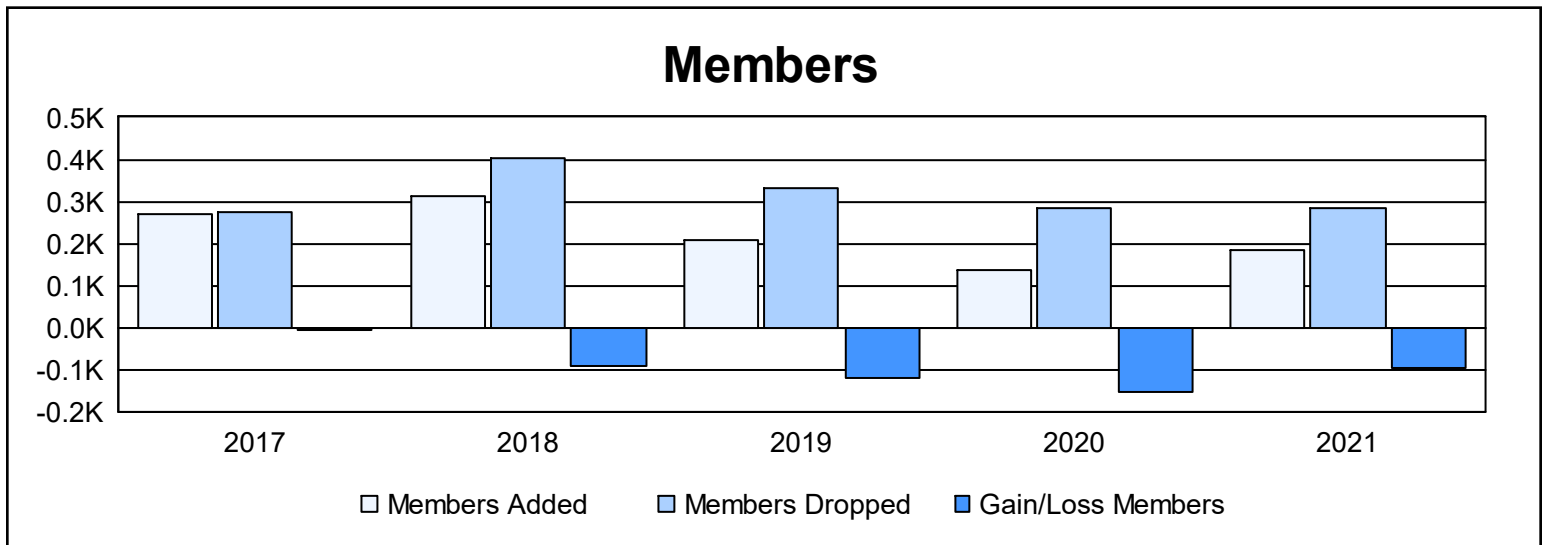
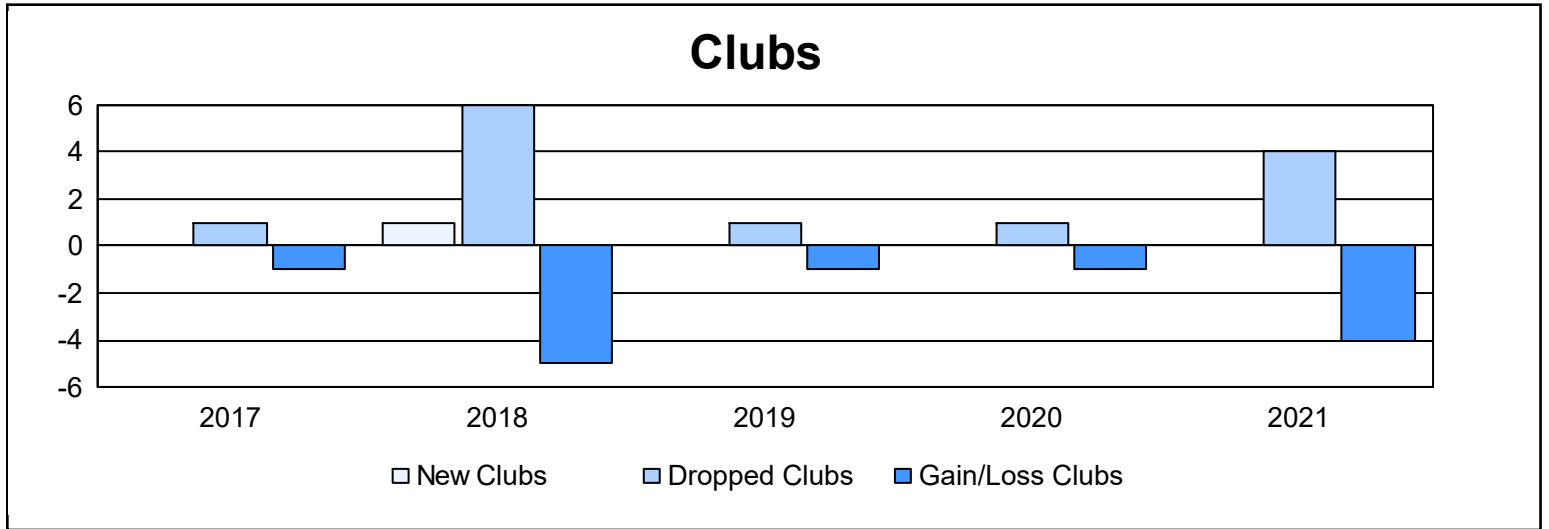
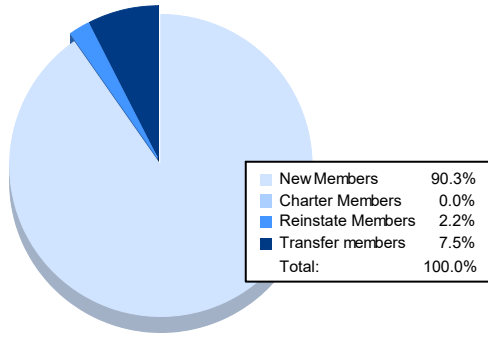


| Year | New Clubs | Dropped Clubs | Gain/ Loss Clubs | New Members | Charter Members | Reinstate Members | Transfer Members | Total Member Added | Total Members Dropped | Gain/ Loss Members |
|----------------|-----------|---------------|------------------|-------------|-----------------|-------------------|------------------|--------------------|-----------------------|--------------------|
| 2016-2017 | 0 | 1 | -1 | 255 | 0 | 4 | 10 | 269 | 273 | -4 |
| 2017-2018 | 1 | 6 | -5 | 273 | 21 | 7 | 9 | 310 | 401 | -91 |
| 2018-2019 | 0 | 1 | -1 | 191 | 5 | 4 | 9 | 209 | 329 | -120 |
| 2019-2020 | 0 | 1 | -1 | 111 | 2 | 9 | 13 | 135 | 286 | -151 |
| 2020-2021 | 0 | 4 | -4 | 168 | 0 | 4 | 14 | 186 | 284 | -98 |
| Average | 0 | 3 | -2 | 200 | 6 | 6 | 11 | 222 | 315 | -93 |



Membership Composition June 2021 Cumulative



Gender Composition June 2021 Cumulative

